

NATA Portal - Technical Assessor Reference Guide

Getting Started

Registration and password setup

Technical Assessors will be automatically registered to the portal as part of their welcome to NATA. Once registered, you will receive an email to set up a password for the NATA Portal login. Follow and complete the steps to set your password.

1. Click on the link in the registration email to set your password, system will show you the screen where you can enter your password.
2. Enter your chosen password and confirm and submit.
3. Next you will be asked to set up your 2 Step verification by entering your mobile number starting with country code +61 and no leading zeros +6140569XXXX.

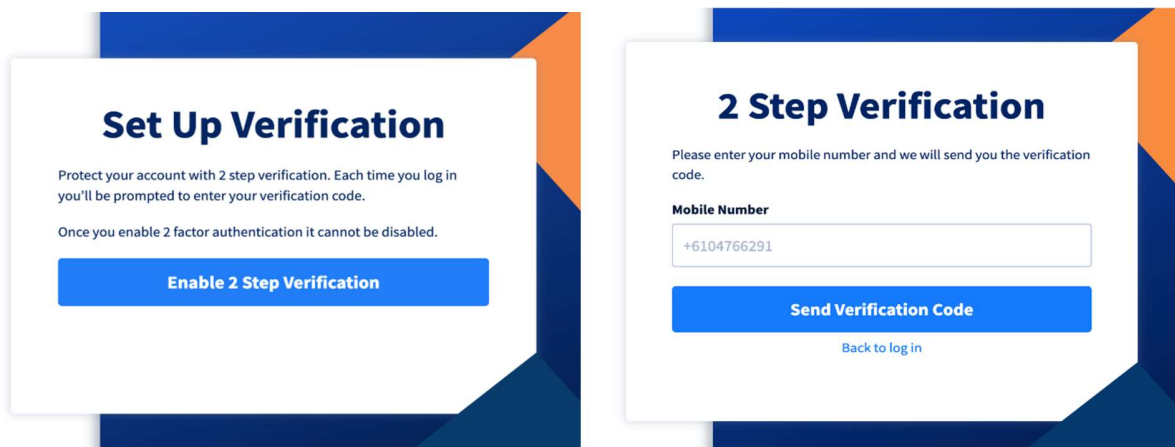
Setting up 2 Step Verification

2 Step Verification allows for added security to your access of the NATA Portal. It allows you to verify that you are the legitimate holder of the login credentials by sending you a code to your mobile device and only allowing you access once inputting this code.

Please note that the steps of receiving and inputting a new verification code will need to be repeated when Accessing the Portal from another device (e.g. another computer) or after 15 days when the verification expires if you choose the option to remember it for 15days.

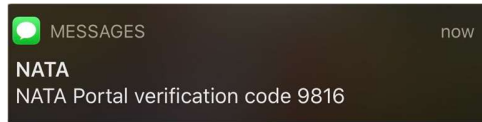
Steps to setup 2 step verification

1. Using your email address and your newly set password, log in to NATA Portal. Here you will be presented with a Set Up Verification screen where you will be able to enable your 2 Step Verification (see image below).

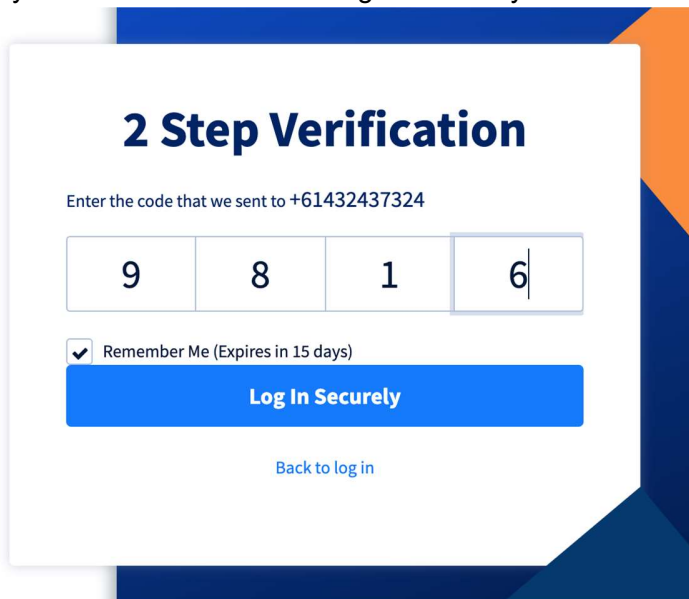


NATA Portal - Technical Assessor Reference Guide

2. Click on 'Enable 2 Step Verification' and enter your Mobile contact number in the correct format i.e. starting with country code +61 and no leading zeros +61405699876. You will then receive a Verification code to your mobile device as shown below



3. Use your Verification code to Log-in Securely into the NATA Portal.

A screenshot of the NATA Portal's 2 Step Verification login screen. The screen has a white background with a blue and orange decorative border. At the top, it says '2 Step Verification' in large blue font. Below that, it prompts the user to 'Enter the code that we sent to +61432437324'. There are four input boxes containing the digits '9', '8', '1', and '6'. Below the input boxes is a checkbox labeled 'Remember Me (Expires in 15 days)' which is checked. At the bottom, there is a blue button labeled 'Log In Securely' and a link labeled 'Back to log in'.